

UNIT-1**WATER ANALYSIS, TREATMENTS AND INDUSTRIAL APPLICATIONS**

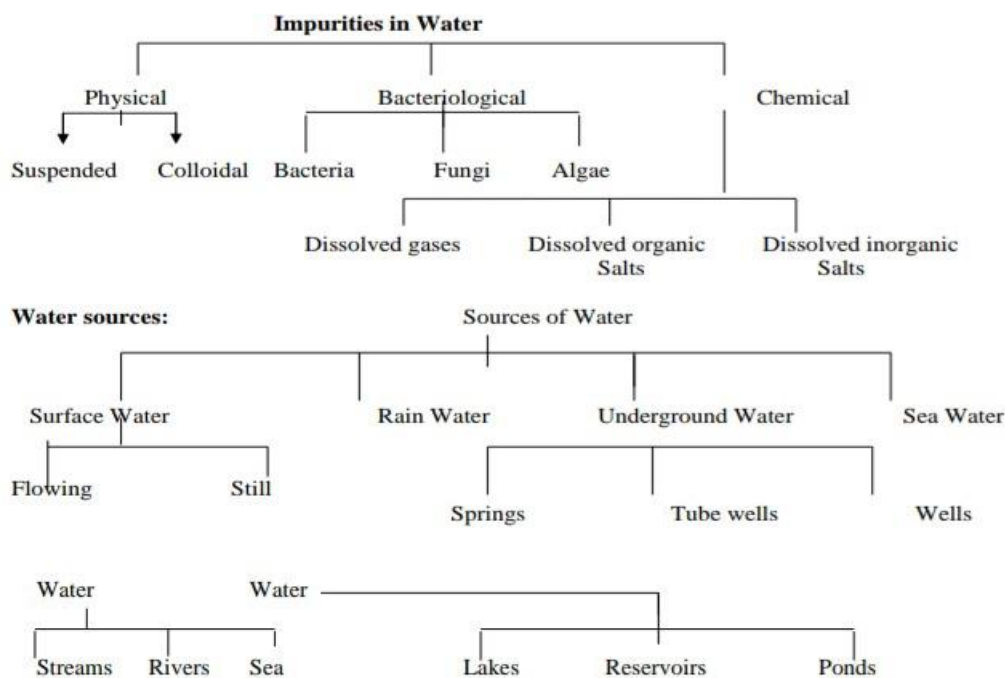
INTRODUCTION: For the existence of all living beings, water is very crucial. Almost all human activities - domestic, agricultural and industrial demand use of water. Although water is nature's most wonderful and abundant compound but only less than 1% of the world's water resources is available for ready use. Hence, water has to be used carefully and economically.

SPECIFICATIONS OF WATER:

Different uses of water demand different specifications –

1. Textile industry needs frequent dyeing of clothes and the water used by this industry should be soft and free from organic matter. Hard water decreases the solubility of acidic dyes. Organic matter imparts foal smell.
2. Laundries require soft water, free from colour, Mn and Fe , because hardness inc. consumption of soaps, salts of Fe and Mn impart a grey or yellow shade to the fabric.
3. Boilers require eater of zero hardness otherwise efficient heat transfers is prevented by scale formation. Untreated water can lead to corrosion of boiler material.
4. Paper industry requires water free from SiO_2 as it produces cracks in paper; turbidity as it can affect brightness and colour of paper; alkalinity as it consumes more alum; hardness as Ca^{2+}Mg . Salts increases the ash content of the paper.
5. Sugar industry requires water free from hardness because hard water causes difficulty in the crystallization of sugar.
6. Dairies and pharmaceutical industry require ultra pure water, which should be colorless, tasteless, odorless and free from pathogenic organisms.

Therefore water needs to be treated to remove undesirable impurities. "Water treatment" is the process by which all types of undesirable impurities are removed from water and making it fit for domestic or industrial purposes.



River water contains dissolved minerals like chlorides sulphates, bicarbonates of sodium, magnesium, calcium and iron. Its composition is not constant. Lake water has high quantity of organic matter present in it. Its chemical composition is also constant. Rain water, in the purest form of natural water. When it comes down, it dissolves organic and inorganic suspended particles and some amount of industrial gases.

Underground water is free from organic impurities and is clearer in appearance due to filtering action of the soil. It has large amount of dissolved salts. Sea water is very impure due to continuous evaporation and impurity thrown by rivers as they join sea.

HARDNESS OF WATER:

Hardness is defined as soap consuming capacity of water sample. It is that characteristic "which prevent the lathering of soap." It is due to presence of certain salts of Ca, Mg and other heavy metal ions like Al^{3+} , Fe^{3+} and Mn^{2+} dissolved in it. A sample of hard water, when treated with soap (K or Na salt of higher fatty acids like oleic, palmitic or stearic acid), does not produce lather, but forms insol. white scum or ppt. which does not possess any detergent action, due to formation of insoluble soaps of calcium and magnesium sulphates.

S.No	HARD WATER	SOFT WATER
1.	Water which does not produce lather with soap solution readily, but forms a ppt.	Water which lather easily on shaking with soap solution, is called soft water.
2.	It contains dissolved Ca&Mg salts in it.	It does not contain Ca&Mg salts in it.

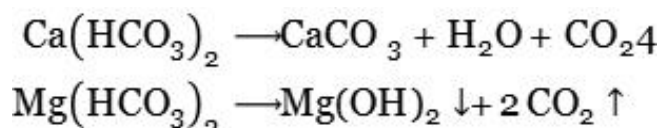
3.	Cleansing quality is depressed and lot of soap is wasted.	Cleansing quality is not depressed and so not soap is wasted.
4.	Boiling point of water is elevated, and more fuel and time are required for cooking.	Less fuel and time are required for cooking in soft water.
5.	Water is said to hard when hardness is above 100 mg/ltr.	In soft water hardness is below 100mg./ltr.

TYPES OF HARDNESS: It is of following types

1. Temporary Hardness:

(a) It is caused by presence of dissolved bicarbonates of Ca, Mg and other heavy metals and the carbonates of Iron. Example $\text{Ca}(\text{HCO}_3)_2$ and $\text{Mg}(\text{HCO}_3)_2$.

(b) It can be removed by boiling of water, when bicarbonates decompose to yield insoluble carbonates or hydroxides, which gets deposited as a crust at the bottom of vessel.



(c) It is also known as carbonate hardness or alkaline hardness.

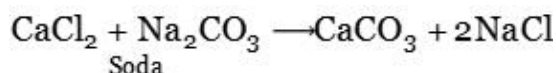
(d) It is determined by titration with HCl using methyl orange as indicator.

2. Permanent Hardness:

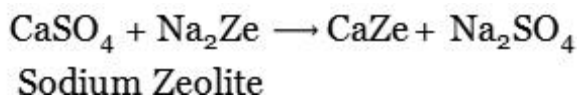
(a) It is due to presence of dissolved chlorides and sulphates of calcium, magnesium, iron and other heavy metals, eg. $\text{CaCl}_2, \text{MgCl}_2, \text{CaSO}_4, \text{MgSO}_4, \text{FeSO}_4, \text{Al}_2(\text{SO}_4)_3$ etc.

(b) It cannot be destroyed by boiling. It can removed by-

(i) Lime - Soda Process:



(ii) Zeolite Process:



(iii) Ion – exchange Process:



(c) Permanent hardness is also known as non-carbonate or non-alkaline hardness.

3. Total Hardness = Carbonate Hardness (Temporary) + Non-carbonate Hardness (Permanent)

DEGREE OF HARDNESS:

Although hardness of water is never present in form of calcium carbonate because it is insoluble in water and calcium is not the only cation causing hardness but hardness is expressed in terms of equivalent amount (equivalents) of CaCO_3 i.e., the $\text{mgCaCO}_3 / \text{Litre}$. The CaCO_3 is chosen as standard because:

1. CaCO_3 is chosen as the standard mainly because it is having great convenience to calculate as the molecular weight is 100 and its equivalent weight is 50.
2. It is sparingly soluble salt in water, thus, can be easily precipitated in the lime soda processes of softening water.

Therefore, all the hardness-causing impurities are first converted in terms of their respective weights equivalent to CaCO_3 and is expressed in parts per million.

Multiplication factors for different salts are

Constituent Salt / ion	Molar Mass	n - factor	Chemical equivalent = molar mass	Multiplication factor for converting into equivalents of CaCO_3
$\text{Ca}(\text{HCO}_3)_2$	162	(divalent)	$162/2 = 81$	$100/2 \times 81 = 100/162$
$\text{Mg}(\text{HCO}_3)_2$	146	2	$146/2 = 73$	$100/2 \times 73 = 100/146$
CaSO_4	136	2	$136/2 = 68$	$100/2 \times 68 = 100/136$

MgSO ₄	120	2	120/2 = 60	100/2 × 60 = 100/120
CaCl ₂	111	2	111/2 = 47.5	100/2 × 47.5 = 100/111
MgCl ₂	95	2	95/2 = 47.5	100/2 × 50 = 100/95
CaCO ₃	100	2	100/2 = 50	100/2 × 50 = 100/100
MgCO ₃	84	2	84/2 = 42	100/2 × 42 = 100/84
CO ₂	44	2	44/2 = 22	100/2 × 22 = 100/44
Mg(NO ₃) ₂	148	2	148/2 = 74	100/2 × 74 = 100/148
HCO ₃	61	(monovalent)	61/1 = 61	100/2 × 61 = 100/122
		1		
OH ⁻	17	1	17/1 = 17	100/2 × 17 = 100/34
CO ₃ ²⁻	60	2	60/2 = 30	100/2 × 30 = 100/60
NaAlO ₂	82	1	82/2 = 82	82/2 × 82 = 100/164
Al ₂ (SO ₄) ₃	342	6	342/6 = 57	100/2 × 57 = 100/114
FeSO ₄ · 7H ₂ O	278	2	278/2 = 139	100/2 × 139 = 100/278
H ⁺	1	1	1/1 = 1	100/2 × 1 = 100/2

UNITS OF HARDNESS:

Parts per million (ppm): ppm is the parts of calcium carbonate equivalent hardness per 10⁶ parts of water.

1. Milligrams per litre (mg/L): It is the number of milligrams of CaCO₃ equivalent hardness present per litre of water.

$$1\text{mg/L} = 1\text{mg of CaCO}_3 \text{ eq. Hardness /L of water}$$

But 1 L of water weights = 1000gms.

$$= 1000 \times 1000\text{mg.}$$

$$1\text{mg/L} = 1\text{mg}/10^6\text{mg} = 1\text{ppm.}$$

2. **Clarke's degree** ($^{\circ}\text{Cl}$) : It is the number of grains of CaCO_3 equivalent hardness per gallon of water. It is the parts of CaCO_3 equivalent hardness per 70,000 parts of water.
3. **Degree French** ($^{\circ}\text{Fr}$) : It is the parts of CaCO_3 eq. Hardness per 10^5 parts of water.

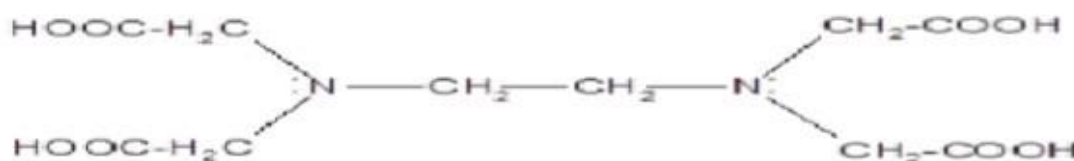
Relationship between units:

$$\begin{aligned} 1\text{PPm} &= 1\text{mg/L} = 0.1^{\circ}\text{Fr} \\ 1^{\circ}\text{Fr} &= 10\text{PPm} = 10\text{mg/L} = 0.07^{\circ}\text{Cl} \end{aligned}$$

Determination of Hardness by EDTA Method

- EDTA is abbreviation of Ethylene diamine tetra acetic acid.
- EDTA dissolves in water with great difficulty and in a very very small quantity.
- On the contrary its di-sodium salt dissolves in water quickly and completely. Hence for common experimental purpose, in place of EDTA, its di-sodium derivative is used.
- EDTA is a hexadentate ligand. It binds the metal ions in water i.e Ca^{2+} or Mg^{2+} to give highly stable chelate complex. (These metal ions are bonded via oxygen or nitrogen from EDTA molecule). Therefore this method is called as Complexometric Titration.

Structure of EDTA (Ethylene diamine Tetra acetic acid)

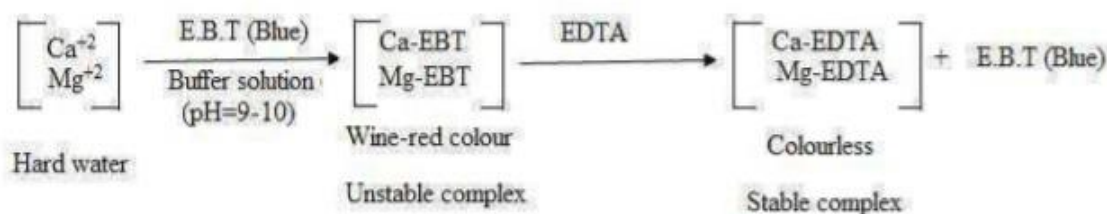


Principle of EDTA Method:

- The di-sodium salt of EDTA forms complexes with Ca^{2+} and Mg^{2+} , as well as with many other metal cations, in aqueous solution.
- Thus, the total hardness of a hard water sample, can be determined by titrating Ca^{2+} and Mg^{2+} present in the sample with di-sodium salt of EDTA (Na_2 EDTA)

solution, using ammonical buffer solution containing $\text{NH}_4\text{Cl}_2\text{NH}_4\text{OH}$ of pH_{10} using Eriochrome Black-T (EBT) as the metal indicator.

- At pH_{10} , EBT indicator forms wine red coloured unstable complex with Ca^{2+} and Mg^{2+} ions in hard water.
- This complex is broken by EDTA solution during titration, giving stable complex with ions and releasing EBT indicator solution which is blue in colour. Hence the colour change is from wine red to blue (EBT's own colour).
- Thus noting the colour change, the point of equivalence can be trapped and hardness of water can be determined by this method.



Advantages of EDTA Method:

- Greater accuracy
- Highly rapid
- Highly convenient

Alkalinity and its determination:

Alkalinity:

- It can be defined as "the concentration of the salts present in water which increases the concentration of OH^- ions due to hydrolysis thereby rising p^{H} of water to alkaline range".
- Natural water when found alkaline, it is generally due to the presence of HCO_3^- , SiO_3^{2-} and sometimes CO_3^{2-} ions. In addition to the above the alkalinity of boiler water is also due to the presence of OH^- & PO_4^{2-} ions.
- The extent of alkalinity depends on the presence of ions, which broadly can be categorized as presence of

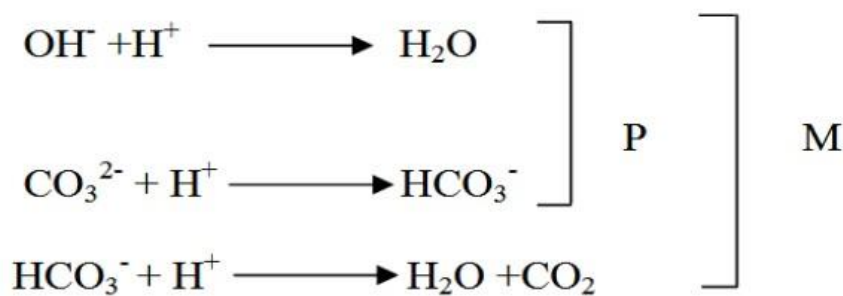
- (i) OH^- only (ii) CO_3^{2-} only (iii) HCO_3^- only (iv) OH^- & CO_3^{2-} together (v) HCO_3^- & CO_3^{2-} together.
- Hydroxide and bicarbonates do not exist together because hydroxyl ions react with bicarbonate ions to form carbonate ions. Therefore existence of hydroxyl and bicarbonates ions together is ruled out.



The alkalinity of natural water is due to the presence of hydroxides, carbonates and bicarbonates of Calcium and Magnesium. Alkalinity is a measure of the ability of water to neutralize the acids. The constituents causing alkalinity in natural water are as follows:

This is determined by titrating the sample with a standard solution of a strong acid. When the pH of the sample is above 8.3, titration is first carried out using phenolphthalein indicator. At the end point when the indicator changes from pink to colorless, the pH is lowered to about 4.5 due to addition of HCl. At this point complete neutralization of hydroxide and conversion of all the carbonate into bicarbonate occurs. The alkalinity measured up to this point is called phenolphthalein alkalinity. [P] Titration is continued using methyl orange indicator. The color changes from yellow to red and shows complete neutralization of all the bicarbonate ions.

When standard acid solution is added to alkaline water following reactions takes place:



The total volume of acid used in both the stages corresponds to the neutralization of hydroxide, carbonate and bicarbonate and is thus, a measure of Total Alkalinity. [M]

Calculation of Alkalinity of water by following table

Alkalinity	OH ⁻ (ppm)	CO ₃ ⁻ (ppm)	HCO ₃ ⁻ (ppm)
P = 0	0	0	M
P = 1/2M	0	2P	0
P = 1/2M	0	2P	(M-2P)
P > 1/2M	(2P-M)	2(M-P)	0
P = M	P = M	0	0

Significance:

1. For calculating the amounts of lime and soda required for water softening.
2. In conditioning boiler feed water, highly alkaline waters may lead to Caustic Embrittlement and also may cause deposition of precipitates and sludge in boiler tubes and pipes.
3. Bicarbonates of calcium and magnesium induce temporary hardness in water, which if untreated, causes scale formation in boilers.

Numerical based on Hardness & Strength

Formula for Determination of Hardness:

Hardness = Strength (in mg/l) × Chemical equivalent wt. of CaCO₃ / Chemical equivalent wt. of hardness producing salt

Formula for Determination of Strength:

$$\text{Strength} = \text{Hardness (in mg/l)} \times \frac{\text{Chemical equivalent wt. of hardness producing salt}}{\text{Chemical equivalent wt. of CaCO}_3}$$



If you have any queries please visit- <https://studywithakash.in/>

Gmail – studywithakash311@gmail.com

+918871317984

THANK YOU